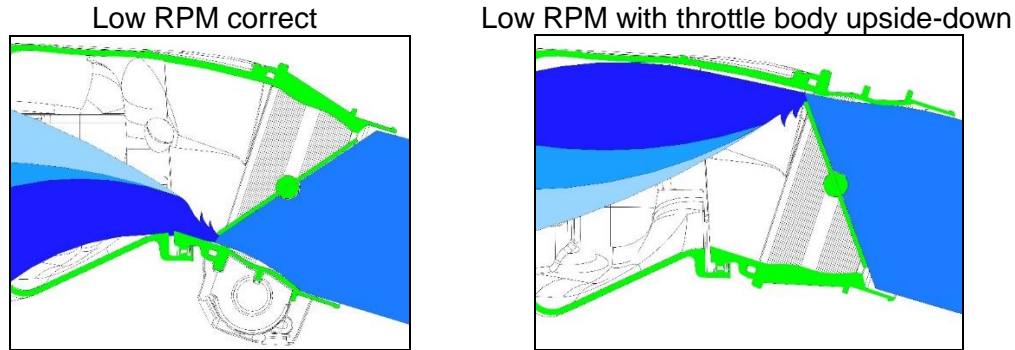


717-15 Throttle Body Angle Adapter for LS and LT intakes

The considerable angle of the LT intakes can cause issues routing inlet plumbing and clearance to aftermarket accessory brackets. One option is to mount the throttle body upside-down, BUT this changes the air flow to the intake and can cause poor cylinder distribution and drivability issues. The 717-15 levels the throttle body for these swap applications without changing the flow the GM design intended. Other four-bolt intakes with routing issues can also benefit from this adapter.



*LT car intake blade orientation shown above. Other LS and LT are reversed but the same effect applies.

Benefits:

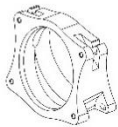



- Maintains proper throttle body blade orientation.
- Eliminates drivability issues associated with inverting the throttle body
- Allows clearance to aftermarket accessory brackets
- No harness rerouting or extending required

Intake applications:

- Works with both truck and car LT intake bolt patterns
- Works with all 4-bolt LS intake bolt patterns

Throttle body applications:

- Works with up to 95mm intakes and throttle body openings. Does not work with larger openings.
- Works with common LS and LT 104 x 70mm bolt pattern throttle bodies.
- Will not work with 98 x 70mm LT truck throttle bodies.
- Adapts common LS 104 x 70mm bolt pattern throttle bodies to LT 5.3L truck intakes
- Works with Holley 92/95mm Hi-Ram and Mid-Ram intakes.

PICTURE	QTY	DESCRIPTION	APPLICATION
	1	Angle adapter	Between throttle body and intake flange
	4	Flange Head Bolt, M6 x 1.0 x 25	Adapter to intake
	4	Flange Head Bolt, M6 x 1.0 x 40	Throttle body to adapter (use with OE throttle bodies having a thick flange)
	2	Socket Head Cap Bolt, M6 x 1.0 x 25	Throttle body to adapter - optional (use with Holley and other thin flange throttle bodies where supplied bolts are too long)

*Torque all bolts to 10 Nm (89 in./lbs.).

