


Holley® iNTECH

2008-13 Chevy Corvette C6 V8, 6.2L (LS3)
2006-2013 Chevy Corvette C6 Z06 V8, 7.0L (LS7)
Intech Carbon Fiber Cover

[223-07-1](#)

Installation Instructions



Thank you for making HOLLEY INTECH COLD AIR INTAKES your choice in a high-performance air intake system. Extensive dyno/track testing has enabled HOLLEY to offer the most advanced design in sealed air intake systems. HOLLEY INTECH's patent pending interface allows for an easy and seamless installation, moreover, results will show additional horsepower, reduced air intake temperature and improved performance. Proper installation and maintenance will ensure long life and maximum performance from your HOLLEY INTECH COLD AIR INTAKE.

BEFORE STARTING:

Ensure that the engine is cold and has not been run for a minimum of 2 hours prior to install.

INCLUDED HARDWARE:

P/N	Qty.	Description
223-07CF	1	Carbon Fiber Cover
505R98	2	Screw, M6x1x10mm, Blk-Ox SS, Btn-Hd Hex
546R23	2	Washer, Flat 1/4", Blk-Ox SS
99R10460	2	Decal, Intech 5" x 1.5", Die Cut Special

Check the hardware package. If anything is missing, please contact Technical Service at 1-866-464-6553 or 270-781-9741.

INSTALLATION:

1. If existing ABS cover is installed, remove the (x2) M6 screws and (x2) flat washers (**Figure 1**).




Figure 1

2. Carefully lower the iNTECH carbon fiber cover into the location shown (**Figure 2**).
3. Align the holes with the cover and the intake tube and secure using either the previously removed hardware or use the (x2) provided M6 screws and (x2) washers to secure the cover in place.




Figure 2

- ***NOTE: Be careful not to over tighten the screws.
- ***NOTE: Use only a mild detergent and a microfiber cloth if cleaning the cover is necessary.
- ***NOTE: After 150 miles, re-check and tighten all nuts, bolts, clamps, and fittings.

LIMITATION OF LIABILITY – DISCLAIMER:

The regulation of emissions production, noise levels, and safety standards is undertaken by the federal government, each of the fifty state legislatures, and by many local municipalities, towns, and counties.

HOLLEY INTECH makes no warranties of merchantability, of fitness for particular purpose, or that its products are approved for general use, or that its products comply with laws, regulations, or ordinances in the state where they may be sold to the ultimate purchaser, the consumer.

Unless expressly stated to the contrary in the catalog, instruction sheet; or price list, the entire risk as to the conformity of any company product in any such state and as to repair should the product prove to be defective or non-conforming, is on the retail purchaser, the buyer, the ultimate consumer, of such product and it is not upon the seller, distributor, or manufacturer.

In this connection, the retail purchaser, the buyer, the ultimate consumer assumes the burden of the entire cost of any and all necessary service, alterations, or repair.

THE FOREGOING STATEMENT LIMITS THE LIABILITY OF THE MANUFACTURER.

California vehicle code, sections 27156 and 38391, prohibits the advertising, offering for sale, or installation of any device, which modifies a vehicle's emission control system, unless exempted, unless otherwise noted. HOLLEY INTECH that has not received an Executive Order (E.O.) exemption from these code sections are not legal for sale or use in California on vehicles originally equipped with catalytic converters, except for racing vehicles, which may never be driven upon a highway. Check with your local authorities to determine if these headers are legal for use in your particular area.

© 2018 Intech, Inc. All rights reserved. Tous Droits Réservés.

199R11625

Date: 8-29-18