

REKUDO

1970-1981 2nd Gen F-Body Delrin Control Arm Bushing Kit RK100-20

BUSHING INSTALLATION NOTES:

- Support the inside of the control arm with a piece of metal or wood while removing the factory bushings and installing the new Rekudo Delrin bushings. Failure to do so will result in the control arm collapsing on itself.
- Install the outer metal shell first, then press the Delrin insert into the shell, and followed by the inner metal sleeve. This will eliminate any chance of the Delrin cracking upon installation.
- Due to production variances, in some cases it may be necessary to install a thin washer between the LCA Delrin bushing and the vehicle frame. After installing the bushings, verify that the Delrin protrudes out past the metal lip of the control arm, as shown. If not, add a washer for clearance (**Figure 1**).
- There are several combinations of upper and lower control arm bushings that 2nd Gen F-bodies use, depending on the year. Measure your factory bushings, and consult the chart below to select the correct Delrin replacements to install:


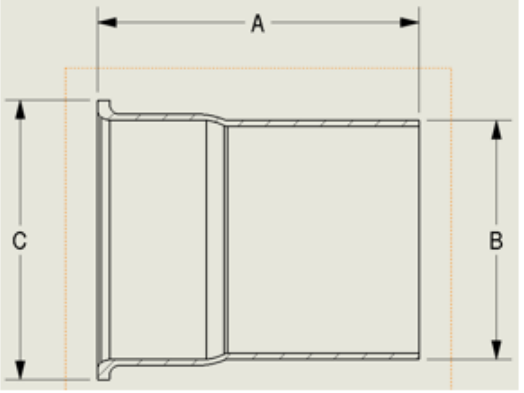


Figure 1

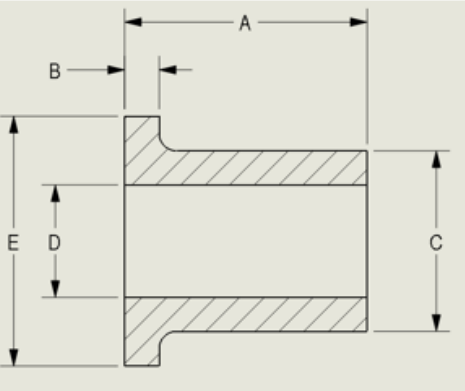
METAL SHELL				
QTY	DIM A	DIM B	DIM C	YEAR RANGE AND QTY
UCA				
4	1.23	1.323	1.700	1970-74 (4), 1975-79 (2)
4	1.23	1.415	1.700	1975-79 (2), 1980-81 (4)
LCA				
2	2.1	1.365	1.800	1970-72 (2), 1973-74 (2)*
2	2.035	1.650	2.00	1970-72 (2), 1973-74 (2)*, 1975-79 (2), 1980-81 (2)
2	2.027	1.900	2.19	1973-74 (2), 1975-79 (2), 1980-81 (2)

* 1973-74 has two options for the front LCA bushing. Measure your factory bushing to determine which your vehicle uses.

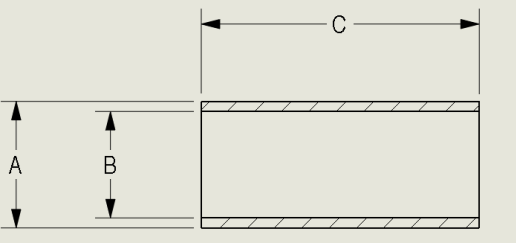


DELTRIN BUSHINGS						
QTY	DIM A	DIM B	DIM C	DIM D	DIM E	YEAR RANGE AND QTY
UCA BUSHINGS						
4	1.713	0.313	1.15	0.625	1.622	1970-74 (4), 1975-79 (2)
2	1.713	0.312	1.24	0.625	1.714	1980-81 (2)
2	1.91	0.510	1.22	0.625	1.704	1975-79 (2), 1980-81 (2)
LCA BUSHINGS						
2	2.27	0.182	1.17	0.761	1.713	1970-72 (2), 1973-74 (2)*
2	2.27	0.22	1.475	0.762	1.820	1970-72 (2), 1973-74 (2)*, 1975-79 (2), 1980-81 (2)
2	2.28	0.19	1.723	0.761	2.170	1973-74 (2), 1975-79 (2), 1980-81 (2)

* 1973-74 has two options for the front LCA bushing. Measure your factory bushing to determine which your vehicle uses.



METAL SLEEVE				
QTY	DIM A	DIM B	DIM C	YEAR RANGE AND QTY
LCA INNER SLEEVE				
4	0.748	0.5	2.380	1970-74 (4)
4	0.748	0.564	2.380	1975-81 (4)



199R12037

Date: 4-29-20