


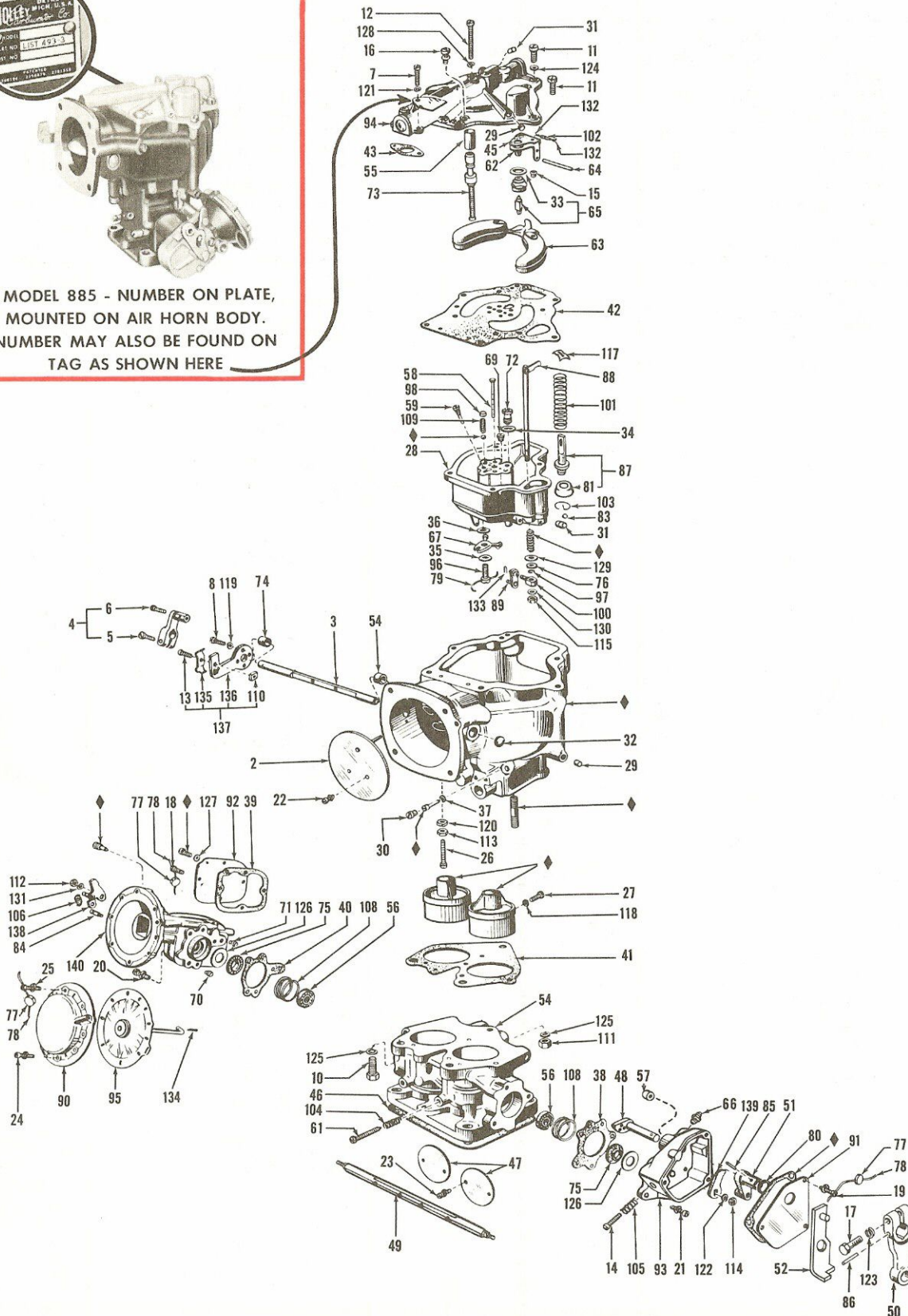
CARBURETION

TYPICAL VIEW ILLUSTRATION NO. 14-1


MODEL 885-JJG
AND 885-JJSG



MODEL 885 - NUMBER ON PLATE,
MOUNTED ON AIR HORN BODY.
NUMBER MAY ALSO BE FOUND ON
TAG AS SHOWN HERE



Parts having ♦ designation are not available for service



Refer to Numerical Listing Section for Variable Parts

Index Number	Letter	Part Name	Part Number or Reference Section	Index Number	Letter	Part Name	Part Number or Reference Section
1	L	Airhorn & Plugs Assy.	X	69	L-M	Main Jet	X
2	L	Choke Plate Assy.	2R-135A	70	L	Governor By-Pass Jet	X
3	L	Choke Shaft	3R-85	71	L-M	Governor By-Pass Jet	X
4	L	Choke Lever & Swivel Assy.	X	72	L-M	Power Jet Valve Assy.	X
5	L	Choke Lever Clamp Screw	5R-333	73	L-M	Economizer Piston & Stem Assy.	X
6	L	Choke Lever Swivel Screw	5R-16	74	G-L-M	Choke Shaft Packing	27R-14
7	L	Main Body Cover to Air Horn Screw	5R-223	75	G-L-M	Governor & Throttle Shaft Seal	27R-23
8	L	Choke Bracket Screw	5R-127	76	G-L-M	Pump Operating Rod Seal	27R-35
10	L	Throttle Body Screw	5R-227	77	G-L-M	Gov. & Diaph. Cover Seal	27R-51
11	L	Main Body & Air Horn Cover Screw (Large) (Drilled)	5R-348	78	G-L-M	Gov. & Diaph. Cover Seal Wire	27R-52
12	L	Main Body Screw (Long)	5R-230	79	G-L-M	Pump Discharge Nozzle Safety Wire	27R-55
13	L	Choke Bracket Clamp Screw	5R-641	80	G-L-M	Throt. Shaft Operating Lever Seal	27R-66
14	L	Throttle Stop Screw	5R-320	81	L	Accelerating Pump Piston Cup	27R-133
15	L	Float Lever Brkt Screw & L.W.	5R-476	83	L-M	Pump Check Ball	28R-94
16	L	Main Body Screw & L.W. (Short)	5R-332	84	L	Governor Spring Pin (Long)	29R-96
17	L	Throttle Lever Clamp Screw	5R-640	85	L	Throt. Shaft Operating Lever Pin	29R-239
18	L	Gov. Cover Screw & L.W.	5R-366	86	L	Throttle Lever Retaining Pin	29R-274
19	L	Throt. Operating Hsg. Cover Screw & L.W.	5R-366	87	L-M	Accelerating Pump Piston Assy.	8-13
20	L	Governor to Throttle Body Screw & L.W.	5R-367	88	L	Pump Operating Rod Assy.	31R-91A
21	L	Throttle Lever Housing Screw & Lock Washer	5R-367	89	L-M	Pump Link Assy.	33R-106A
22	L	Choke Plate Screw & L.W.	5R-369	90	L	Diaphragm Cover Assy.	34R-422A
23	L	Throttle Plate Screw & L.W.	5R-369	92	L	Governor Cover	34R-565
24	L	Diaph. Cover Screw & L.W.	5R-371	93	L	Throttle Lever Housing Assy.	34R-581A
25	L	Diaph. Cover Screw & L.W. (Drilled)	5R-371	94	L	Main Body Cover & Plugs Assy.	X
26	L	Choke Plate Stop Screw	5R-373	95	L-M	Diaphragm & Rod Assy.	X
27	L	Venturi Retainer Screw	X	96	L	Pump Discharge Nozzle Retainer	36R-65
28	L	Main Body & Plugs Assy.	X	97	L	Pump Rod Retainer Ring	36R-105
29	L	Passage Plug	7R-17	98	L-M	Pump Discharge Valve Spring Retainer	36R-112
30	L	Suction Passage Plug	7R-48-3	100	L	Pump Operating Rod Trunnion	37R-65
31	L	Channel Plug	7R-48-4	101	L	Accelerating Pump Spring	38R-264
32	L	Choke Shaft Plug	7R-55	102	L-M	Float Spring	38R-51
33	G-M	Fuel Inlet Valve Seat Gasket	X	103	L-M	Pump Check Ball Retainer Spring	38R-87
34	G-M	Power Jet Valve Gasket	X	104	L	Idle Adjusting Needle Spring	38R-108
35	G-M	Pump Discharge Nozzle Retainer Gasket	X	105	L	Throttle Stop Screw Spring	38R-110
36	G-M	Pump Discharge Nozzle Gasket	X	106	L	Governor Spring	38R-276
37	G-M	Dist. Suction Passage Jet Gkt.	X	108	L	Throttle Shaft Retainer Spring	38R-192
38	G-M	Throttle Lever Housing Gasket	X	109	L-M	Pump Discharge Valve Ret. Spring	38R-279
39	G-M	Governor Cover Gasket	X	110	L	Choke Brkt. Clamp Screw Nut	39R-1
40	G-M	Gov. to Throttle Body Gasket	X	111	L	Throttle Body Stud Nut	39R-4
41	G-M	Throttle to Main Body Gasket	X	112	L	Governor Lever Nut	39R-5
42	G-M	Main Body Cover Gasket	X	113	L	Choke Plate Stop Screw Nut	39R-11
43	G-M	Air Vent Passage Gasket	X	114	L	Throt. Lev. Shaft Clutch Lev. Nut	39R-11
44	G-M	Throt. Lever Hsg. Cover Gasket	X	115	L	Pump Oper. Rod Trunnion Nut	39R-90
45	G-M	Float Lever Bracket Gasket	X	117	L	Accelerating Pump Spg. Washer	46R-1
46	G-L-M	Flange Gasket	8R-570	118	L	Venturi Retainer Screw L.W.	46R-2
47	L	Throttle Plate	9R-25	119	L	Choke Bracket Screw L.W.	46R-2
48	L	Pump Oper. Lever & Shaft Assy.	10R-283A	120	L	Choke Plate Stop Screw L.W.	46R-2
49	L	Throttle Shaft	10R-224	121	L	Main Body Cov. to Air Horn Scr. L.W.	46R-2
50	L	Throttle Lever	X	122	L	Throt. Lev. Shaft Clutch Lever Nut Lock Washer	46R-2
51	L	Throt. Shaft Operating Lever Assy.	11R-223A	123	L	Throt. Lever Clamp Screw L.W.	46R-3
52	L	Throt. Control Lev. & Swivel Assy.	11R-638A	124	L	Cover to Air Horn Screw L.W.	46R-10
53	L	Throttle Body & Shaft Assy.	X	125	L	Throt. Body Screw L.W.	46R-24
54	L	Choke Shaft Bushing	13R-136	126	L	Throttle Shaft Seal Retainer	46R-89
55	L	Economizer Piston Bushing	13R-201	127	L	Gov. Cov. Adj. Scr. Flat Washer	46R-212
56	L	Throttle Shaft Bearing	13R-237	128	L	Cov. to Main Body Scr. Flat Washer	46R-223
57	L	Throttle Lever Housing Bearing	13R-254	129	L	Pump Operating Rod Seal Flat W.	46R-230
58	L-M	Main Well Tube Assy.	X	130	L	Pump Oper. Rod Trunnion Nut L.W.	46R-237
59	L-M	Idle Tube Assy.	X	131	L	Governor Lever Nut L.W.	46R-285
61	L-M	Idle Adjusting Needle	15R-20	132	L-M	Float Spring Retainer	48R-5
62	L	Float Lever Bracket	16R-93	133	L-M	Pump Link Pin Retainer	48R-22
63	L	Float & Lever Assy.	16R-104A	134	L-M	Diaphragm Rod Assy. Cotter Pin	48R-183
64	L-M	Float Shaft	17R-11	135	L	Choke Bracket Clamp	49R-11
65	L-M	Fuel Inlet Valve & Seat Assy.	X	136	L	Choke Bracket	49R-80
66	L	Throttle Lever Housing Fitting	19R-79	137	L	Choke Bracket Assy.	49R-81A
67	L-M	Pump Discharge Nozzle	X	138	L	Governor Lever Assy.	63R-105A
				139	L	Throttle Shaft Clutch Lever	66R-30
				140	L	Gov. Housing & Plugs Assy.	X

NOTE: "X" Symbol Indicates "Refer to Numerical Listing Section for Specific Part Required"
G = Gasket Kit; L = Loose Parts; M = Master Kit; P = Pep Kit