



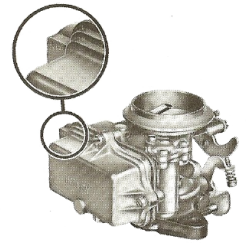
MODEL 885 - NUMBER ON PLATE,
MOUNTED ON AIR HORN BODY.



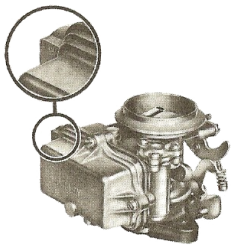
MODEL 885 - NUMBER ON PLATE,
MOUNTED ON AIR HORN BODY.
NUMBER MAY ALSO BE FOUND ON
TAG AS SHOWN HERE




MODEL 1901
LIST NUMBER STAMPED ON
THROTTLE BODY FLANGE



MODEL 1904 & 1960 LIST NUMBER
STAMPED ON FUEL INLET BOSS

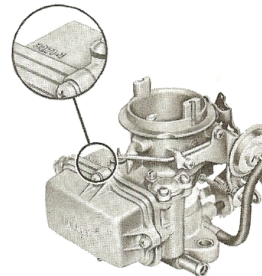


MODEL 1908 - LIST NUMBER
STAMPED ON FUEL INLET BOSS




MODEL 1909


PART NUMBER STAMPED
ON THROTTLE BODY FLANGE OR
ON LARGE FLAT AREA OF
CARBURETOR BOWL



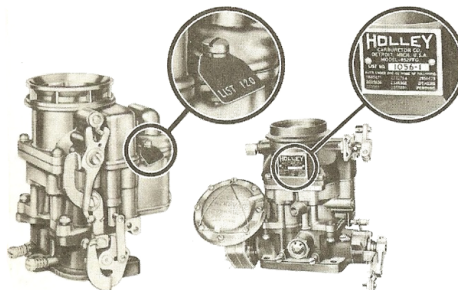
MODEL 1920 LIST NUMBER
STAMPED ON CARBURETOR BODY



MODEL 1931 - LIST NUMBER
STAMPED ON CARBURETOR BODY




MODEL 1970
PART NUMBER STAMPED ON CARBURETOR BODY




MODEL 2140

LIST NUMBER STAMPED
ON THROTTLE BODY
FLANGE

ON MODELS AA1 AND 2110 NUMBER IS STAMPED ON TAG. ON MODEL
852 NUMBER APPEARS ON PLATE MOUNTED ON AIR HORN BODY.
(ON NEW UNITS THE NUMBER IS STAMPED ON FLOAT BOWL.)




MODEL 2209
Part number stamped on large
flat area of carburetor bowl




MODEL 2300

CARBURETOR PART NUMBER
FOUND ON AIR HORN FLANGE




MODEL 4000

LIST NUMBER STAMPED ON
THROTTLE BODY FLANGE



MODEL 4160

CARBURETOR PART NUMBER
IS ON AIR HORN FLANGE



MODEL 4150

CARBURETOR PART NO. WILL BE
FOUND ON AIR HORN FLANGE

LIST NUMBER LOCATION GUIDE

